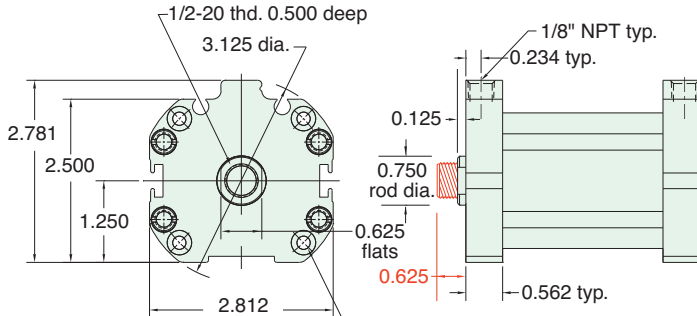




# 2" BORE AFO COMPACT CYLINDER

**AF - □□□ - 32 - □**



Mounting holes for #10 socket head cap screw (4) plcs equally spaced on 2.687 dia. bolt circle

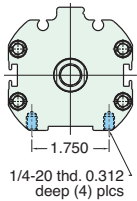


For rod with male thread option, add -T to the end of the part number after Stroke

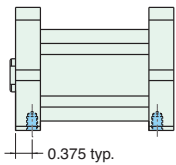
See page 78 for Air Force One numbering system

## MOUNTING STYLES

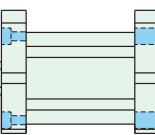
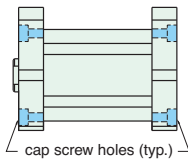
Five mounting styles give you versatility and fast, easy installation.



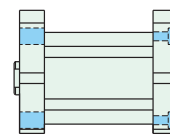
Bottom Mount  
AF-Bxx-32-x



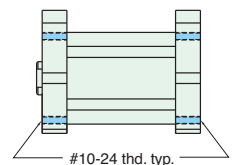
Universal Mount  
AF-Uxx-32-x



Front Mount  
AF-Fxx-32-x



Rear Mount  
AF-Rxx-32-x

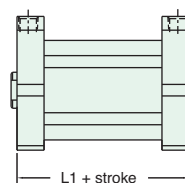


Thread Mount  
AF-Txx-32-x

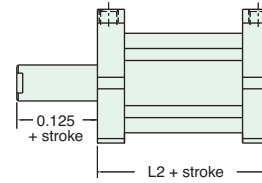
## CYLINDER LENGTHS

"L"	Stroke	Spring Return	Spring Extend
L1	1/4" - 1"	15/16"	
L1	1 1/8" - 2"	1 9/16"	
L1	2 1/8" - 3"	2 3/16"	
L1	3 1/8" - 4"	2 13/16"	
L2	1/4" - 1"		1 7/16"
L2	1 1/8" - 2"		2 1/16"
L2	2 1/8" - 3"		2 11/16"
L2	3 1/8" - 4"		3 5/16"

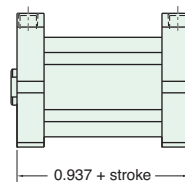
Overall length of body is stroke plus "L"  
Add 7/8" for Magnetic Piston



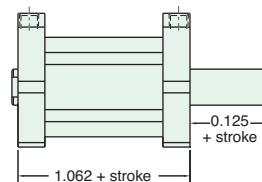
Spring Return  
AF-xSR-32-x



Spring Extend  
AF-xRR-32-x



Double Acting  
Single Rod  
AF-xDR-32-x



Double Acting  
Double Rod  
AF-xDD-32-x

Spring Forces	
Spring Return	
Compressed	At Rest
13 lbs.	7.5 lbs.
Spring Extend	
Compressed	At Rest
13 lbs.	7.5 lbs.